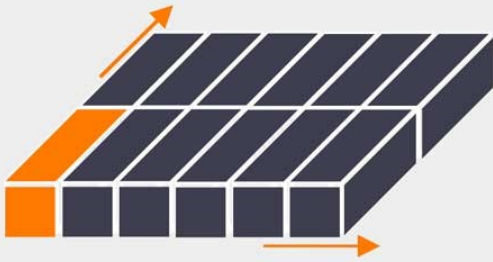


CONTAINER INSTALLATION POSSIBILITIES

Number of containers (pcs. x L x H) : short parts (S) x long parts (L) x height (H)

LEVEL 1



The containers can be placed both one after another and individually. Areas of any size can thus be made.

LEVEL 2



2x1x2



3x1x2



4x1x2

One-row containers

The 2-level containers can be aligned as you wish or they can be placed individually.

The load-bearing walls may not be removed (the maximum interior space allowed may be 4x1 containers).

Load-bearing walls position

The exterior walls are emphasised by the dashed line.



2x1x2



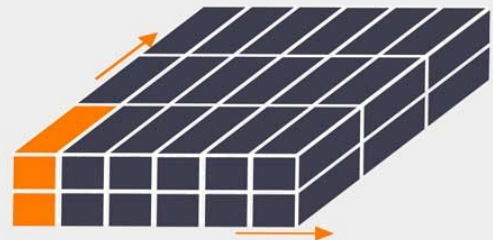
3x1x2



4x1x2

Several-rowed containers

A module with the 2 x 2 x 2 minimum size can be increased in any direction, thus creating areas of any vastness.



LEVEL 3



3x1x3



4x2x3

The 3-level containers can be aligned arbitrarily or they can be placed individually.


The load-bearing walls may not be removed (the maximum interior space allowed may be 4x2 containers).

Load-bearing walls position

The exterior walls are emphasised by the dashed line.



3x1



4x2